

Who Will? Will You?

by Sarah Hoppe
illustrated by Milanka Reardon

**Activity
Book**



Table of Contents

About the Book	1
About the Author	2
About the Illustrator	3
About the Publisher	4
Worksheets and Puzzles	5-12
Coloring Sheets and Craft Projects	13-21
Answer Sheets	23-27



About the Book

Lottie makes an unusual discovery while beachcombing one day. She's found a pup, but it's not your ordinary pup. Lottie quickly decides that she needs help. "Who will care for this little lost pup?" she asks along the beach. "Will you care for this little lost pup?" But no one wants her pup. Just when she is ready to give up, Lottie finds the perfect person to take care of her very special find. Children are kept guessing throughout this beautifully illustrated story what kind of creature Lottie has found while they learn about nature's different kinds of pups along the way.

Available in hardcover (978-1-7328935-1-1) and soft (978-1-7328935-2-8)

A 32-page picture book for ages 4-8.

Who Will? Will You? is written by Sarah Hoppe, illustrated by Milanka Reardon, and published by Blue Whale Press



About the Author



Sarah Hoppe is a born and bred Minnesotan, a photographer, and an author who loves to write weird stories and be outside with nature. When she isn't with her camera and family traipsing about the woods, she can be found inside working at her computer and creating different worlds.

Sarah loves dogs, books, campfires and pizza, and used to be a third-grade teacher. Living in Rochester, Minnesota with her husband, two boys and two dogs, you can often find Sarah and her family out on an adventure or trying craft projects with lots of hot glue. You can visit Sarah at sarahhoppe.com.



About the Illustrator



Milanka Reardon learned to illustrate at a very young age. When she emigrated to the U.S. from the former Republic of Yugoslavia at the age of six, no one in her school spoke her language, so her teachers sketched images of the English words for her.

But instead of copying the words, Milanka took it upon herself to improve their work and draw more interesting pictures. Later, Milanka went on to earn a children's book illustration certificate from the Rhode Island School of Design and was awarded the 2016 R. Michelson Galleries Emerging Artist Award. She is the central New England illustrator coordinator for the Society of Children's Book Writers and Illustrators (SCBWI). You can read more about Milanka and see some of her artwork by going to MilankaReardon.com.



About the Publisher



Blue Whale Press is an independent publisher of children's books who focuses on stories involving themes of friendship and/or personal challenge. Most often, stories are selected for publishing due to their inherent educational or moral value.

But as a general rule, a good dose of humor doesn't hurt their chances of being published either. While the vast majority of Blue Whale Press's upcoming titles are picture books with a couple of chapter books thrown in the mix. As a boutique publisher who doesn't mind taking risks, Blue Whale Press considers itself to be a launch pad for authors and illustrators hoping to establish themselves. The company is incorporated in the state of Texas.

For more information visit
<https://www.bluewhalepress.com/>



WORKSHEETS and PUZZLES

Word Search

Find the words below in the puzzle.

Words may be backward, vertical, horizontal, or on an angle.

A N B D Z K N U D S V W Z X R
H D J E R J B N U T S L Z J O
A Q C O A M X F A H O K G T K
N M N V X C U B A S M L Q E W
N Y J N U R H R T X O Y L C X
O M Q G O J K E T A Y B L X J
G T X C C N G V Q J N M R J K
A F N B E U U A W A H I F D P
W Y C O A L J C D Y E T P Y F
U H U C N Z L K M I Z K T Z D
U I M D K W A G B F B Z S Z A
S V X O J F Z U L W N W I F P
T V O M M T V V G D L P G N Q
O G F S E I T T O L P U P V V
Z A Y P T R U A E W O V Y H B

Vertical



Horizontal



BAT
BEACH
CAVE
PUP
LOST
OCEAN
LOTTIE
RUFUS
WAGON
SHARK

Angle



Angle




Created by Puzzlemaker at
<http://puzzlemaker.discoveryeducation.com/>

Rufus is gone! Help Lottie get through the maze and find her best friend.

Start 

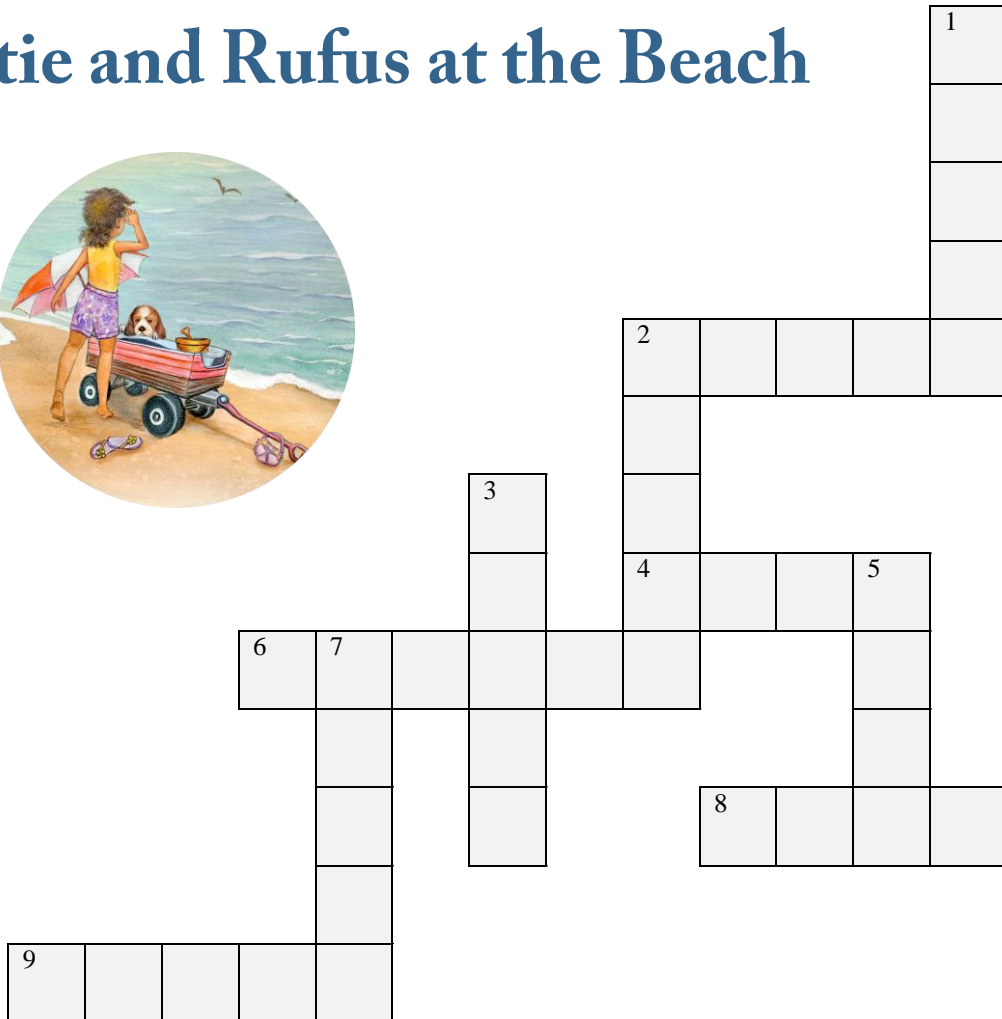
TheTeachersCorner.net



Finish 

Maze created by The Teacher's Corner at <https://worksheets.theteacherscorner.net/make-your-own/maze/>

Lottie and Rufus at the Beach



Across

2. These rumble and roll to shore.
4. The little _____ pup.
6. _____ is the main character in the story.
8. Lottie is looking for someone to _____ her with the little lost pup.
9. Lottie puts the pup in her _____.

Down

1. *Ruff*, said _____.
2. Not a fish, but a giant mammal that lives in water.
3. The ocean is made of _____.
5. Rufus wags his _____ when he's happy.
7. Sharks live in the _____.

Complete the Sentence

Use the words in the list below to fill in the blanks and complete the sentences.

waves	lost	wagon	pup	me	Rufus
rare	is	little	someone	not	peeked
nose	looking	pup	a	nighty-night	pup
lost	help	pup	for	me	pup
help	for	tail	best	pup	little

1. Oh no no! This _____ .
2. Who will _____ this _____ ?
3. “Ruff!” said _____ .
4. “The _____ shells wash up on the _____ .”
5. But when she _____ in the _____ ...
6. “Does the _____ wiggle to and fro from _____ to _____ ?”
7. “Does the pup rise and shine at _____ time?”
8. “Then we will keep _____ ,” Lottie said.
9. “Oh yes yes! This is definitely a _____ !
This kind of _____ is _____ around here.”
10. “I knew we’d find _____ to _____ the
_____ !”

What Kind of Pup Would You Put in the Wagon?


Draw your pup inside the wagon and color the page. Use the following sheet to write a story to go with your pup picture.





COLORING PAGES and CRAFT PROJECTS

WHO WILL? WILL YOU?



WHO WILL? WILL YOU?



Rainbow Jellyfish Craft



Pipe cleaners, googly eyes and Styrofoam balls are all that are needed to make these cute hanging sea creatures. These floating jellyfish will look adorable hanging from the playroom or your child's bedroom ceiling!

Possible variations, use colorful rick rack sewing trim (see image below), use scrap fabric, use ribbon, use colored paper, and on and on. You may need toothpicks with glue to attach this materials to the foam.



For full instructions visit <https://craftsbyamanda.com/rainbow-jellyfish-craft/>

Sea Crabs Craft



You will need some craft paint, pipe cleaners to match your paints, and some googly eyes.

You'll also need white craft glue and Styrofoam cups that have been cut down by about 1.5 inches.

For full instructions visit

<https://craftsbyamanda.com/styrofoam-cup-sea-crabs/>

Paper Plate Tropical Fish



WHAT YOU NEED TO MAKE PAPER PLATE TROPICAL FISH:

- 8 miniature paper plates
- Brightly colored acrylic paints
- Paintbrushes
- 4 large wiggle eyes
- White craft glue
- Glue stick
- Scissors

For patterns and full instructions see

<https://craftsbyamanda.com/paper-plate-tropical-fish/>

Seashell Fish Crafts



<https://craftsbyamanda.com/tropical-seashell-fish-craft/>



<https://craftsbyamanda.com/seashell-fish/>

Pup Crafts




<https://www.craftcreatecook.com/secret-life-pets-max-kids-craft/>



<https://www.firstpalette.com/craft/paper-plate-animals.html>

Shark Crafts



<https://www.crafty-crafted.com/paper-plate-crafts/paper-plate-shark/>



<https://iheartcraftythings.com/cup-cake-liner-shark-kids-craft.html>



ANSWER SHEETS

Word Search

Find the words below in the puzzle. Words may be normal, backward, vertical, horizontal, or on an angle.

A	N	B	D	Z	K	N	U	D	S	V	W	Z	X	R
H	D	J	E	R	J	B	N	U	T	S	L	Z	J	O
A	Q	C	O	A	M	X	F	A	H	O	K	G	T	K
N	M	N	V	X	C	U	B	A	S	M	L	Q	E	W
N	Y	J	N	U	R	H	R	T	X	O	Y	L	C	X
O	M	Q	G	O	J	K	E	T	A	Y	B	L	X	J
G	T	X	C	C	N	G	V	Q	J	N	M	R	J	K
A	F	N	B	E	U	U	A	W	A	H	I	F	D	P
W	Y	C	O	A	L	J	C	D	Y	E	T	P	Y	F
U	H	U	C	N	Z	L	K	M	I	Z	K	T	Z	D
U	I	M	D	K	W	A	G	B	F	B	Z	S	Z	A
S	V	X	O	J	F	Z	U	L	W	N	W	I	F	P
T	V	O	M	M	T	V	V	G	D	L	P	G	N	Q
O	G	F	S	E	I	T	T	O	L	P	U	P	V	V
Z	A	Y	P	T	R	U	A	E	W	O	V	Y	H	B

Vertical



Horizontal



- BAT
- BEACH
- CAVE
- PUP
- LOST
- OCEAN
- LOTTIE
- RUFUS
- WAGON
- SHARK

Angle



Angle



Double Puzzle Answer Sheet

LLWIUYO?

W	I	L	L
---	---	---	---

Y	O	U
---	---	---

 ? Part of the book title.
5

CAEHB

B	E	A	C	H
---	---	---	---	---

8 2 18 11 12 Where Lottie finds the little lost pup.

EHPL

H	E	L	P
---	---	---	---

3 4 Lottie is looking for someone to _____ her.

CEANO

O	C	E	A	N
---	---	---	---	---

15 9 10 Sharks live in the _____.

TELITO

L	O	T	T	I	E
---	---	---	---	---	---

16 13 _____ is the main character in the story.

SEAVW

W	A	V	E	S
---	---	---	---	---

10 17 14 _____ roll and crash to the shore.

RUFUSU

R	U	F	U	S
---	---	---	---	---

7 6 Lottie's best friend—*Ruff!*

KNDI

K	I	N	D
---	---	---	---

1 19 When Lottie helps the little lost pup, she is being _____.

K	E	E	P
---	---	---	---

O	U	R
---	---	---

B	E	A	C	H	E	S
---	---	---	---	---	---	---


C	L	E	A	N
---	---	---	---	---

1 2 3 4 5 6 7 8 9 10 11 12 13 14 15 16 17 18 19

Rufus is gone! Help Lottie get through the maze and find her best friend.

Start 

TheTeachersCorner.net



Finish 

Maze created by The Teacher's Corner at <https://worksheets.theteacherscorner.net/make-your-own/maze/>

Complete the Sentence Answer Sheet

waves	lost	wagon	pup	me	Rufus
rare	is	little	someone	not	peeked
nose	looking	pup	a	nighty-night	pup
lost	help	pup	for	me	pup
help	for	tail	best	pup	little

1. Oh no no! This is not a pup for me.
2. Who will help this little lost pup?
3. “Ruff!” said Rufus.
4. “The best shells wash up on the waves.”
5. But when she peeked in the wagon . . .
6. “Does the pup wiggle to and fro from nose to tail?”
7. “Does the pup rise and shine at nighty-night time?”
8. “Then we will keep looking,” Lottie told Rufus and the pup.
9. “Oh yes yes! This is definitely a pup for me!
This kind of pup is rare around here.”
10. “I knew we’d find someone to help the little lost pup!”

HOW TO FIND US

For more information about the author visit

<https://www.sarahhoppe.com/>

For more information about the illustrator visit

<http://www.milankareardon.com/>

For more information about the publisher visit

<https://www.bluewhalepress.com/>



All material copyright their respective owners.
Copyright (c) 2019 Blue Whale Press LLC. All rights reserved.